



Drug Discovery and Safety with Human iPSC-Neuron and Artificial Intelligence

TechnoPro Inc.
info-rd@technopro.com

Research services: Biotechnology and chemistry

Research centers: Kobe, Kashiwa, Saitama, Chiba, Shounan iPark (Office)

Leadership:

- Gaku Shimaoka: President and Representative Director, TechnoPro Inc.
- Masami Hayafune: Representative director, TechnoPro R&D Company, TechnoPro Inc.

■ Neuroscience and Drug Discovery in public private partnership

- Revealing neural function in drug discovery
with integrated research of neuroscience and electronics



Gene/Cell

Expression vector
transduced cell
line, gene analysis

Protein

Expression of
recombinant protein
Protein identification
Enzyme assay

Drug screening

System validation
Biochemical assay
Cell-based assay

Cell culture

Toxicology
Skin-Lightening,
Moisturizing, Sebum

Material

compound,
polymer synthesis

Peptide

synthesis,
bio-activity assay

Analytical chemistry

Animal models

Neuroscience and Drug Discovery

Assessment system and applications with ;

- **Human iPSC-neuron**
- **MEA** : Microelectrode array for detection of extracellular action potential
- **AI** : Proprietary Artificial intelligence and multivariate analysis for pharmacology

(1) Human Neurons

- **CNS** : Cortical neuron, Dopaminergic neuron ...
 - **Sensory neuron, Motor neuron** ...
 - **Glia cell**: Microglia, astrocyte, ...
- ➔ Difference of cells from rodent to human

(2) Efficacy and Pharmacology

- **Disease-models**: siRNA-KD, gene-mutation for PD, ALS, Alzh, ...
- **Patient-derived iPSC neuron**: HD, Dravet (Organoid), ...

(3) Toxicology

- **Ion channels/receptors** on cortical neuron
- **Addiction** in dopaminergic neuron
- **Adverse event** in sensory neuron
- **3D**: Application of cerebral organoid



Pharmaceuticals
Biotech
Academia
Research Inst. ...

Platform Technology (Selected)

■ **CNS : Seizure, Addiction**

- Principal Component Analysis to Distinguish Seizure Liability of Drugs in Human iPSC-Cell-Derived Neurons (Toxicological Sciences, 184:265, 2021)
- Can we panelize seizure? (Toxicological Sciences, 179:3, 2021)
- Toxicological evaluation of convulsant and anticonvulsant drugs in human induced pluripotent stem cell-derived cortical neuronal networks using an MEA system (Scientific Reports, 8:10416, 2018)
- Evaluation of drug addiction using human iPSC-dopamine neuron (Japanese Society of Toxicology, 2022)

■ **Sensory neuron: Pain assessment**

- In vitro pain assay using human iPSC-derived sensory neurons and microelectrode array (Toxicological Sciences, 188:131, 2022)

■ **Motor neuron: Neuromuscular disease** (In preparation for publication)

- ALS and related diseases models with human iPSC-motor neurons
- Efficacy for mutated neurons by gene-editing of a disease gene
- Inhibition effect for accumulation of mutated proteins in patient motor neurons

■ **Axon tracking : conduction velocity, synaptic plasticity**

Versatile live-cell activity analysis platform for characterization of neuronal dynamics at single-cell and network level (Nature Communications, 11:4854, 2020)

■ **Artificial intelligence** : Raster plots machine learning to predict the seizure liability of drugs and to identify drugs (Scientific Reports, 12:2281, 2022)

■ **Drug response** : Physiological maturation and drug responses of human induced pluripotent stem cell-derived cortical neuronal networks in long-term culture (Scientific Reports, 6:26181, 2016)



■ Analysis: Artificial Intelligence

Analysis

Record

Culture

【Deep learning】

- Image recognition with raster plot of positive controls
- Weighted pattern recognition extracting feature value
- The AI is created to pile up multi-layers of algorithm.

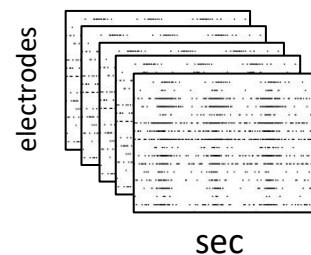
【Identification】

The AI identifies/classifies feature value between control and test compounds to toxicity risk and efficacy.

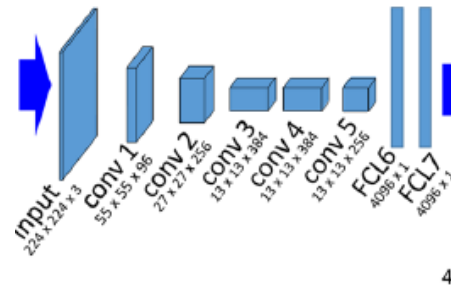
【Advantages】

- A wide range of accurate identification with 4000+ parameters.
- Hi-sensitive evaluation in weak neural firing.

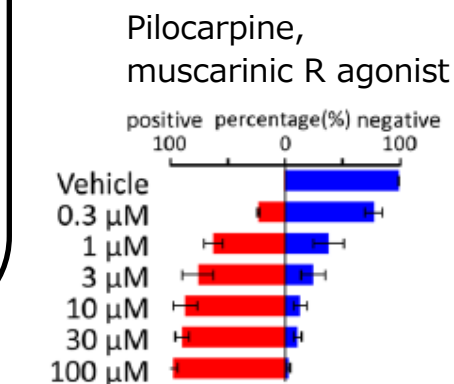
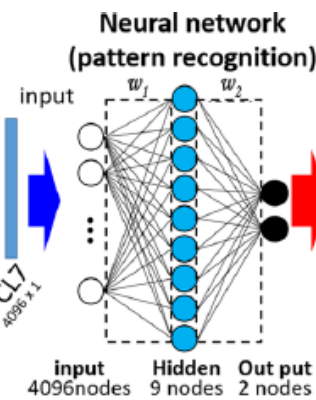
1. Separated spike stamp table



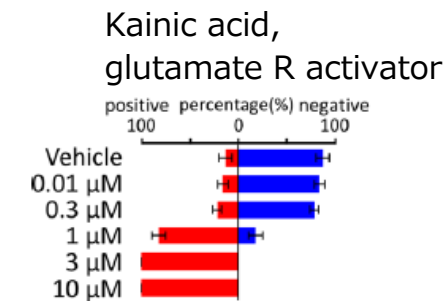
2. Image Recognition (image recognition)



3. Pattern Recognition



4. Identification





info-rd@technopro.com
www.technopro.com/en/company/company_info
(in JPN) [www.technopro.com/rd/services/contract/](http://www.technopro.com/rd/services/contract/lineup/pharmacological-evaluation/)
[lineup/pharmacological-evaluation/](http://www.technopro.com/rd/services/contract/lineup/pharmacological-evaluation/)